

Monthly report as of 31 July 2023

Princess Private Equity Holding Limited (Princess or the Company) is an investment holding company listed on the London Stock Exchange. The Company's investment objective is to provide shareholders with long-term capital growth and an attractive dividend yield by investing in a global portfolio of private companies. Princess is managed in its investment activities by Partners Group, a global private markets investment management firm with USD 142 billion in investment programs under management in private equity, private debt, private real estate and private infrastructure.

Information

For further information please visit: www.princess-privateequity.net

Investor Relations

Phone: +44 (0) 1481 711 690
 Fax: +44 (0) 1481 730 947
princess@partnersgroup.com

Registered Office


Princess Private Equity Holding Limited
 Tudor House
 P.O. Box 477
 Guernsey, GY1 6BD

Key facts

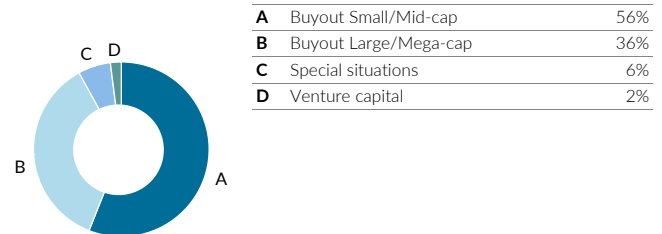
Stock exchange	London
Reuters Euro Quote	PEY.L
Reuters Sterling Quote	PEYS.L
Bloomberg Euro Quote	PEY LN
Bloomberg Sterling Quote	PEYS LN
ISIN (Euro and Sterling Quote)	GG00B28C2R28
Sedol Euro Quote	B28C2R2
Sedol Sterling Quote	BF012D4
Product life start date	12.05.1999
Shares outstanding	69'151'168

Portfolio composition

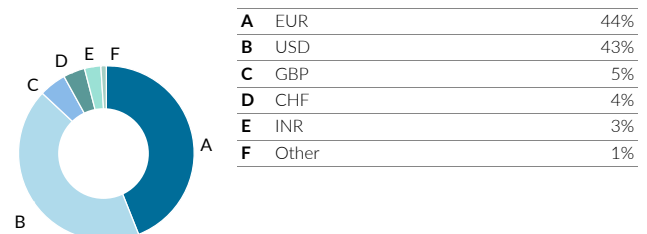
Investments by regional focus



Investments by financing category



Currency exposure (including hedging)



Key figures in GBP EUR NAV converted to GBP at month-end GBP/EUR exchange rate from Bloomberg. **NAV performance (total return)** Indexed to 100 at inception of Princess PrivateEquity Holding Limited, showing last twenty years. Princess:based on monthly total return valuations. MSCI World TR: Bloomberg NDDUWI Index in EUR. The inclusion of this index is used for comparison purposes only and should not be construed to mean that there will necessarily be a correlation between the Company/investment return and the index. The Company is not managed nor designed to track such index. **Largest ten direct investments** Based on net asset value. **Portfolio composition** Based on total value of investments. Investments by transaction type are: 98% Direct and 2% Funds. **Currency exposure** Figures are subject to estimates and rounding. Net currency exposure as per reporting date. The net currency exposure is calculated looking through Partners Group programs. Diversification does not ensure a profit or protect against a loss; the portfolio composition may change over time.

This document is not intended to be an investment advertisement or sales instrument; it constitutes neither an offer nor an attempt to solicit offers for the product described herein. This report was prepared using financial information contained in the company's books and records as of the reporting date. This information is believed to be accurate but has not been audited by any third party. This report describes past performance, which may not be indicative of future results. The company does not accept any liability for actions taken on the basis of the information provided. Please consult the constituent documents for a more complete description of the terms.